


## HSK 1700 PV Combination Thermal Store

**HSK 1700 PV**

**HSK 1700 PV s izolací**


Main features	
Application	accumulation of thermal energy for space and DHW heating
Description	this combination Thermal Store utilizes a heat pump with PV panels as a heat source for both space and DHW heating; DHW is being prepared in 2 integrated stainless-steel heat exchangers; a tightly fitting separating metal plate increases the heat pump's seasonal coefficient of performance, a dedicated PV heating element is placed in the lower tank section; more electric heating elements can be installed if needed
Working fluid	water (DHW heat exchanger) water; water/glycol mixture (max. 1:1) or water/glycerine mixture (max. 2:1) (thermal store)

Code	
Thermal Store	<b>16183</b>
Insulation	<b>18848</b>

Energy Efficiency Data (as per EC Regulation No. 812/2013)	
<b>HSK 1700 PV with insulation</b>	
Energy efficiency class	N/A
Standing loss	175 W
Storage volume	1684 l

Technical Data	
Total tank volume	1684 l
Fluid volume in tank	1652 l
Fluid volume above the separating plate	550 l
Fluid volume below the separating plate	1102 l
Upper DHW heat exchanger volume	21 l
Lower DHW heat exchanger volume	11 l
DHW heat exchanger surface area	6 m <sup>2</sup>
Plocha výměníku TV pod dělicím plechem	3 m <sup>2</sup>
Max. working temperature in Thermal Store	95 °C
Max. working temperature in DHW HE	95 °C
Max. working pressure in Thermal Store	3 bar
Max. working pressure in DHW HE	10 bar

Tank Materials	
Tank material	S235JR
DHW heat exchanger material	AISI 316 L

Insulation Materials	
Tank perimeter insulation	fleece
Tank perimeter insulation outer surface	hard polystyrene
Top and bottom tank insulation	fleece

Dimensions, Tipping height, Insulation thickness, Weight	
Tank diameter	1100 mm
Tank diameter with insulation	1300 mm
Tank overall height	2075 mm
Tipping height without insulation	2350 mm
Tank perimeter insulation thickness	100 mm
Bottom insulation thickness	50 mm
Top insulation thickness	120 mm
Empty weight without insulation	295 kg

## HSK 1700 PV Combination Thermal Store

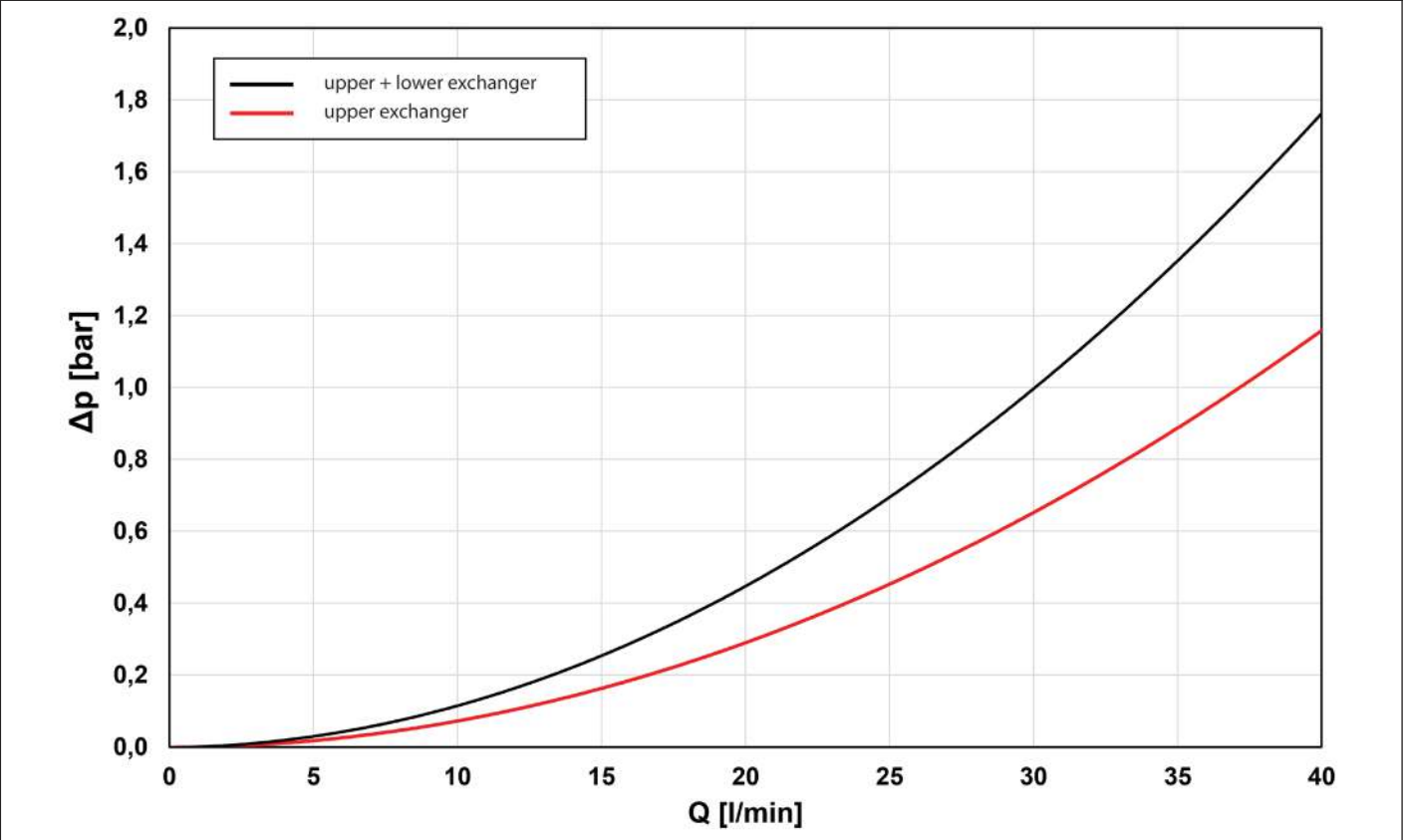
### Accessories

El. heating element (models)	ETT-C, P, M
Heating elem. max. length / output	4x 955 mm / 12 kW

### Volume of supplied DHW (heated from 10 °C to 40 °C)

Heated volume	entire			entire			above metal sheet			entire			entire			above metal sheet			entire		
Temperature in tank	50 °C			50 °C			50 °C			60 °C			60 °C			60 °C			80 °C		
Backup heater	10 kW			none			10 kW			10 kW			none			10 kW			none		
Flow rate [l/min]	8	12	20	8	12	20	8	12	20	8	12	20	8	12	20	8	12	20	8	12	20
Hot water volume [l]	939	863	621	898	832	557	411	293	186	2642	2007	1498	1533	1407	1264	836	631	423	2369	2350	2179

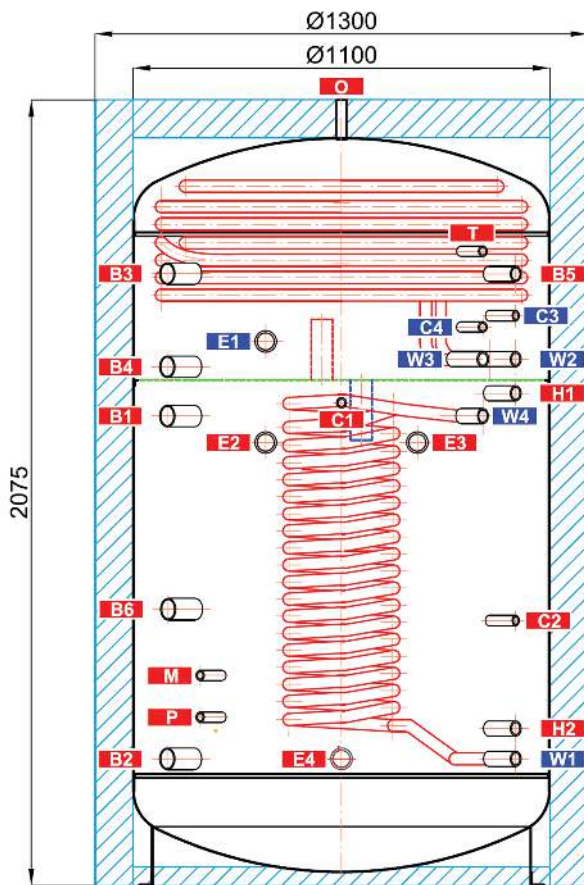
### DHW heat exchanger pressure drop graph



## HSK 1700 PV Combination Thermal Store

### Dimensions

Tipping height without insulation 2350 mm



### TAPPINGS

pos.	description	connec-tion	height [mm]
<b>Heat sources</b>			
B1	Incoming from heat source	G 6/4" F	1240
B2	Return to heat source	G 6/4" F	235
B3	Incoming from heat source	G 6/4" F	1615
B4	Return to heat source	G 6/4" F	1370
B5	Incoming from heat source	G 1" F	1615
B6	Incoming from heat source	G 6/4" F	730
<b>Heating system</b>			
H1	Supply to the heating circuit	G 1" F	1300
H2	Returnable from the heating circuit	G 1" F	415
<b>EI . heating elements</b>			
E1	Electric heating element for DHW heating	G 6/4" F	1437
E2	Electric heating element for space heating	G 6/4" F	1170
E3	Electric heating element for space heating	G 6/4" F	1170
E4	Electric heating element for PV system	G 6/4" F	335
<b>DHW heating</b>			
W1	Cold water	G 1" M	335
W2	Hot water	G 1" M	1390
W3	Circulation	G 1" M	1390
W4	Hot water	G 1" M	1240
<b>Control and safety</b>			
C1	Temperature sensor	G 1/2" F	1275
C2	Temperature sensor	G 1/2" F	700
C3	Temperature sensor	G 1/2" F	1505
C4	Temperature sensor	G 1/2" F	1475
T	Thermometer	G 1/2" F	1675
M	Pressure gauge	G 1/2" F	555
P	Safety valve	G 1/2" F	445
<b>Air release</b>			
O	Air vent valve	G 1/2" F	2075