


HSK 1700 P Combination Thermal Store

HSK 1700 P

HSK 1700 P with insulation


Main features

Application	accumulation of thermal energy for space and DHW heating
Description	combination thermal store with DHW heating in an integrated stainless-steel heat exchanger, fitted with a tight separating metal plate that increases Seasonal coefficient of performance (SCOP) of a heat pump
Working fluid	water (DHW heat exchanger) water; water/glycol mixture (max. 1:1) or water/glycerine mixture (max. 2:1) (thermal store)

Code

Thermal Store	14558
Insulation	18846

Energy Efficiency Data (as per EC Regulation No. 812/2013)

HSK 1700 P with insulation	
Energy efficiency class	N/A
Standing loss	175 W
Storage volume	1687 l

Technical Data

Total tank volume	1687 l
Fluid volume in tank	1666 l
Fluid volume above the separating plate	550 l
Fluid volume below the separating plate	1116 l
DHW heat exchanger volume	21 l
DHW heat exchanger surface area	6 m ²
Max. working temperature in Thermal Store	95 °C
Max. working temperature in DHW HE	95 °C
Max. working pressure in Thermal Store	3 bar
Max. working pressure in DHW HE	10 bar

Tank Materials

Tank material	S235JR
DHW heat exchanger material	AISI 316 L

Insulation Materials

Tank perimeter insulation	fleece
Tank perimeter insulation outer surface	hard polystyrene
Top and bottom tank insulation	fleece

Dimensions, Tipping height, Insulation thickness, Weight

Tank diameter	1100 mm
Tank diameter with insulation	1300 mm
Tank overall height	2075 mm
Tipping height without insulation	2190 mm
Tank perimeter insulation thickness	100 mm
Bottom insulation thickness	50 mm
Top insulation thickness	120 mm
Empty weight without insulation	215 kg

HSK 1700 P Combination Thermal Store

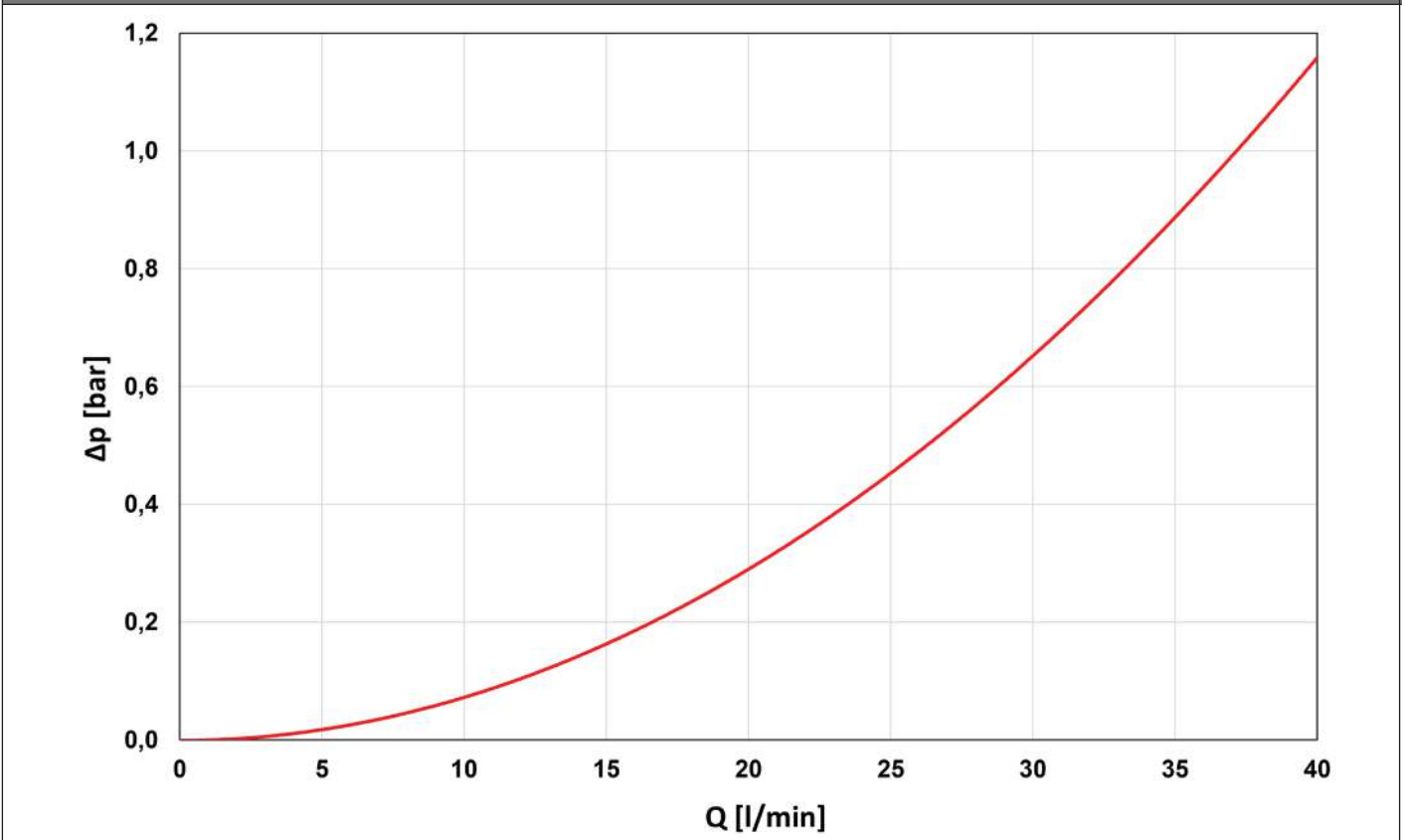
Accessories

El. heating element (models)	ETT-C, P, M
Heating elem. max. length / output	4x 955 mm / 12 kW

Volume of supplied DHW (heated from 10 °C to 40 °C)

Heated volume	entire			entire			above metal sheet			entire			entire			above metal sheet			entire		
Temperature in tank	50 °C			50 °C			50 °C			60 °C			60 °C			60 °C			80 °C		
Backup heater	10 kW			none			10 kW			10 kW			none			10 kW			none		
Flow rate [l/min]	8	12	20	8	12	20	8	12	20	8	12	20	8	12	20	8	12	20	8	12	20
Hot water volume [l]	712	669	515	601	546	321	394	262	180	2077	1339	1313	1072	983	990	779	589	415	1673	1632	1568

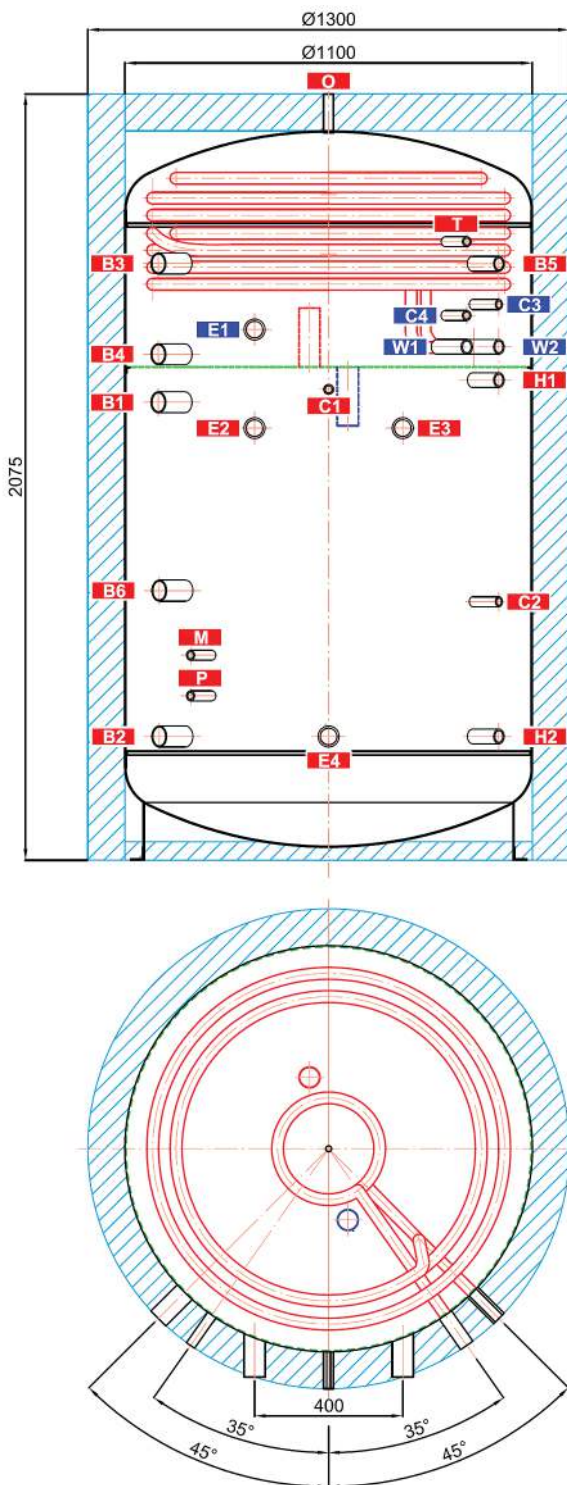
DHW heat exchanger pressure drop graph



HSK 1700 P Combination Thermal Store

Dimensions

Tipping height without insulation 2190 mm



TAPPINGS

pos.	description	connec-tion	height [mm]
Heat sources			
B1	Incoming from heat source	G 6/4" F	1240
B2	Return to heat source	G 6/4" F	335
B3	Incoming from heat source	G 6/4" F	1615
B4	Return to heat source	G 6/4" F	1370
B5	Incoming from heat source	G 1" F	1615
B6	Incoming from heat source	G 6/4" F	730
Heating circuit			
H1	Supply to the heating circuit	G 1" F	1300
H2	Returnable from the heating circuit	G 1" F	335
El. heating elements			
E1	Electric heating element for DHW heating	G 6/4" F	1437
E2	Electric heating element for space heating	G 6/4" F	1170
E3	Electric heating element for space heating	G 6/4" F	1170
E4	Electric heating element for PV system	G 6/4" F	335
DHW heating			
W1	Cold water	G 1" M	1390
W2	Hot water	G 1" M	1390
Control and safety			
C1	Temperature sensor	G 1/2" F	1275
C2	Temperature sensor	G 1/2" F	700
C3	Temperature sensor	G 1/2" F	1505
C4	Temperature sensor	G 1/2" F	1475
T	Thermometer	G 1/2" F	1675
M	Pressure gauge	G 1/2" F	555
P	Safety valve	G 1/2" F	445
O	Air vent valve	G 1/2" F	2075